

PLOT FRAME

design Chiaramonte & Marin 2020



Modello SP 3_CE

The inspiration behind Plot Frame is to render the motion and simplicity of a sphere. A metal weave where luminescent glass spheres are almost free to move, allowing the user to interact with the object. Matt black frame. LED light source.

GLASS FINISH

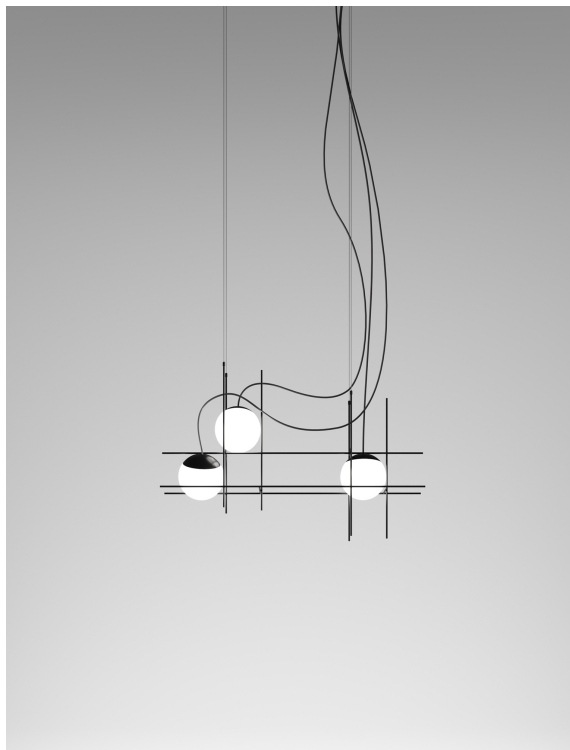
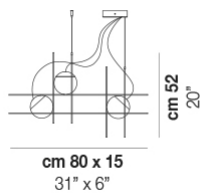


BCLU
white glossy

FRAME FINISH



NEO
matt black 2



PLOTF SP 3 BCLU NEO L22 17 CE

LIGHT SOURCES

3x8,5W 24 V LED 2700 K 8,5 W 1250 lm DIM2 Phase Cut
3x8,5W 24 V LED 2700 K 8,5 W 1250 lm DIM3 0-10V, Push
3x8,5W 24 V LED 3000 K 8,5 W 1250 lm DIM2 Phase Cut
3x8,5W 24 V LED 3000 K 8,5 W 1250 lm DIM3 0-10V, Push

TECH DATA



VOLUME: Mc 0,21
PACKAGE: N.2
NET WEIGHT: Kg 5,50
GROSS WEIGHT: Kg 10,00

CERTIFICATIONS

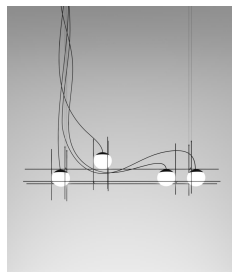
EU Cert



International Cert



OTHER VERSIONS AVAILABLE



PLOTF SP 4